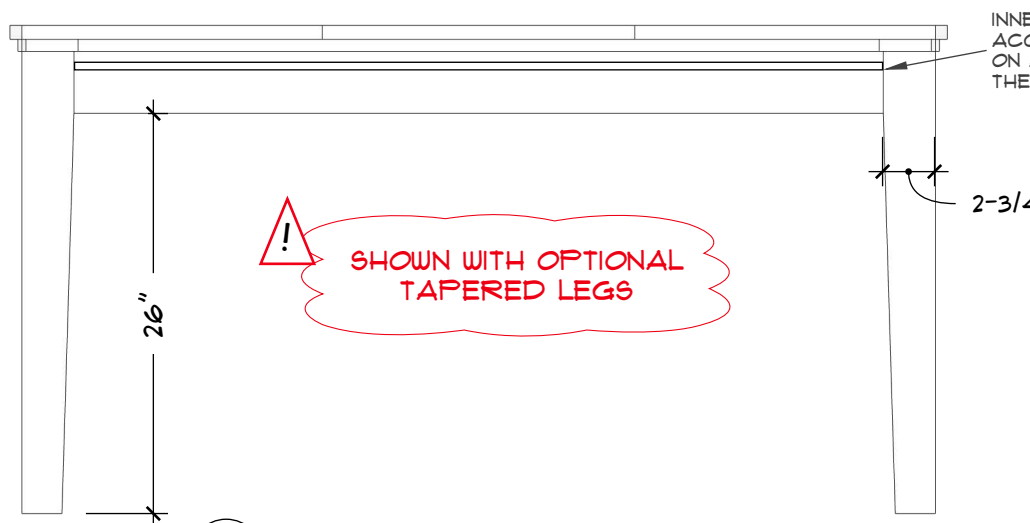


CHAMFERED EDGES

TOPPERS:
 --MAGNETIC JOINTS
 --RUBBER FEET FOR ALIGNMENT & STACKING
 --ROUTED METAL CHANNELS ON UNDERSIDE TO COMBAT WARP

A TOP VIEW. TOPPERS ON
 SCALE: 1" : 1'



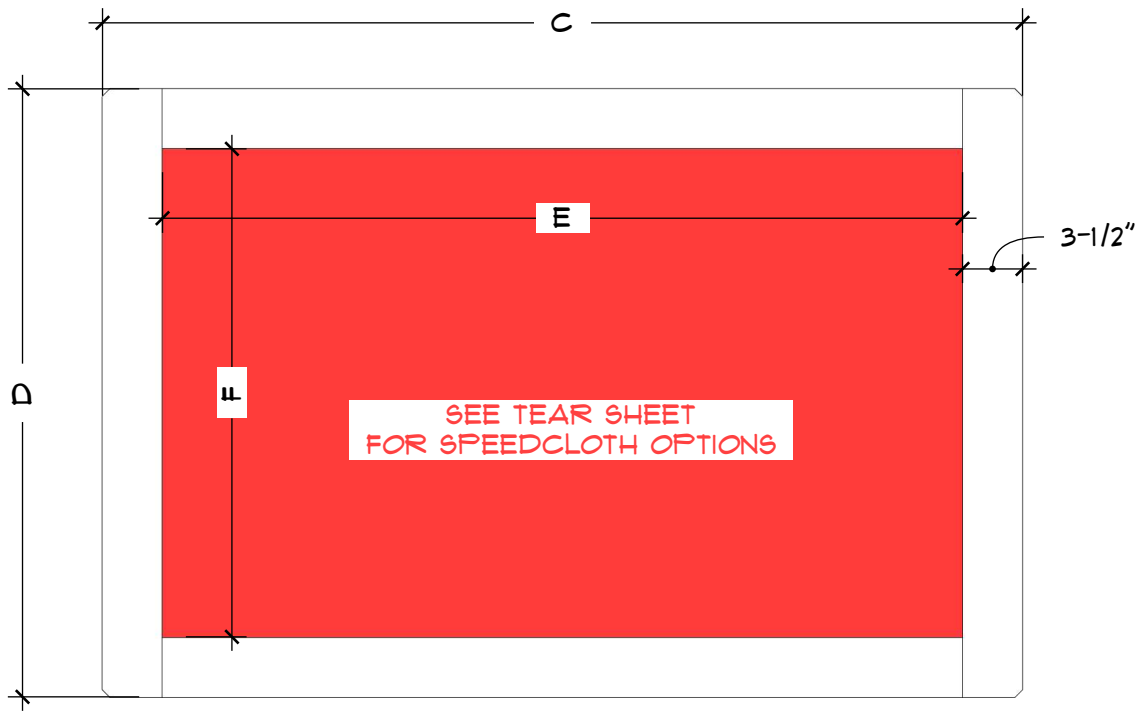
INNER & OUTER
 ACCESSORY RAILS
 ON ALL SIDES OF
 THE TABLE

2-3/4"

! SHOWN WITH OPTIONAL
 TAPERED LEGS

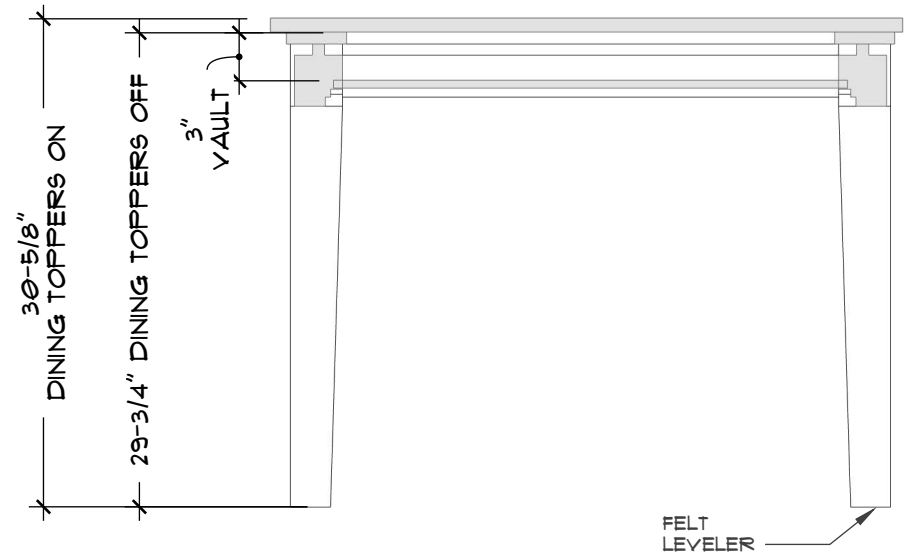
B ELEVATION
 SCALE: 1" : 1'

Songbird Table Sizes					
Table Size	54x39.5	54x42	54x53	72x42	72x53
Length [A]	54.0 in	54.0 in	54.0 in	72.0 in	72.0 in
Width [B]	39.5 in	42.0 in	53.0 in	42.0 in	53.0 in
Length [C]	53.0 in	53.0 in	53.0 in	71.0 in	71.0 in
Width [D]	38.5 in	41.0 in	52.0 in	41.0 in	52.0 in
Length [E]	46.0 in	46.0 in	46.0 in	64.0 in	64.0 in
Width [F]	31.5 in	34.0 in	45.0 in	34.0 in	45.0 in
# dining tops	3	3	3	4	4



A TOP VIEW. TOPPERS OFF
SCALE: 1" : 1'

Songbird Table Sizes					
Table Size	54x39.5	54x42	54x53	72x42	72x53
Length [A]	54.0 in	54.0 in	54.0 in	72.0 in	72.0 in
Width [B]	39.5 in	42.0 in	53.0 in	42.0 in	53.0 in
Length [C]	53.0 in	53.0 in	53.0 in	71.0 in	71.0 in
Width [D]	38.5 in	41.0 in	52.0 in	41.0 in	52.0 in
Length [E]	46.0 in	46.0 in	46.0 in	64.0 in	64.0 in
Width [F]	31.5 in	34.0 in	45.0 in	34.0 in	45.0 in
# dining tops	3	3	3	4	4



B SECTION VIEW
SCALE: 1" : 1'